

# SEGNALI DI INDICAZIONE



Figura II 224 Art. 125  
TIRO



Figura II 225 Art. 125  
ARCO



Figura II 226 Art. 125  
BOCCE



Figura II 227 Art. 125  
GOLF



Figura II 228 Art. 125  
SCUOLA SCI





Figura II 229 Art. 125  
FUNIVIA



Figura II 230 Art. 125  
SEGGIOVIA




Figura II 231 Art. 125  
SKILIFT




PROTEZIONE CIVILE



CORPO FORESTALE



FRECCIA



FRECCIA

ARTICOLO	DIMENSIONE	BASE (CM)	ALTEZZA (CM)	N° ATT.	N° RINF. NORM. CORS.	N° RINF. TRAV. CORS.	LAMIERA 10/10			ALLUMINIO 25/10		
							CL. 1	CL. 2	CL. 2 S.	CL. 1	CL. 2	CL. 2 S.
							EURO	EURO	EURO	EURO	EURO	EURO
TARGA	PICCOLO	40	40	2								
TARGA	NORMALE	60	60	2								
TARGA	NORMALE	60	60		2							
TARGA	GRANDE	90	90		3							
TARGA	GRANDE	90	90		2							

eu→signal srl  
segnaletica stradale - barriere di sicurezza

